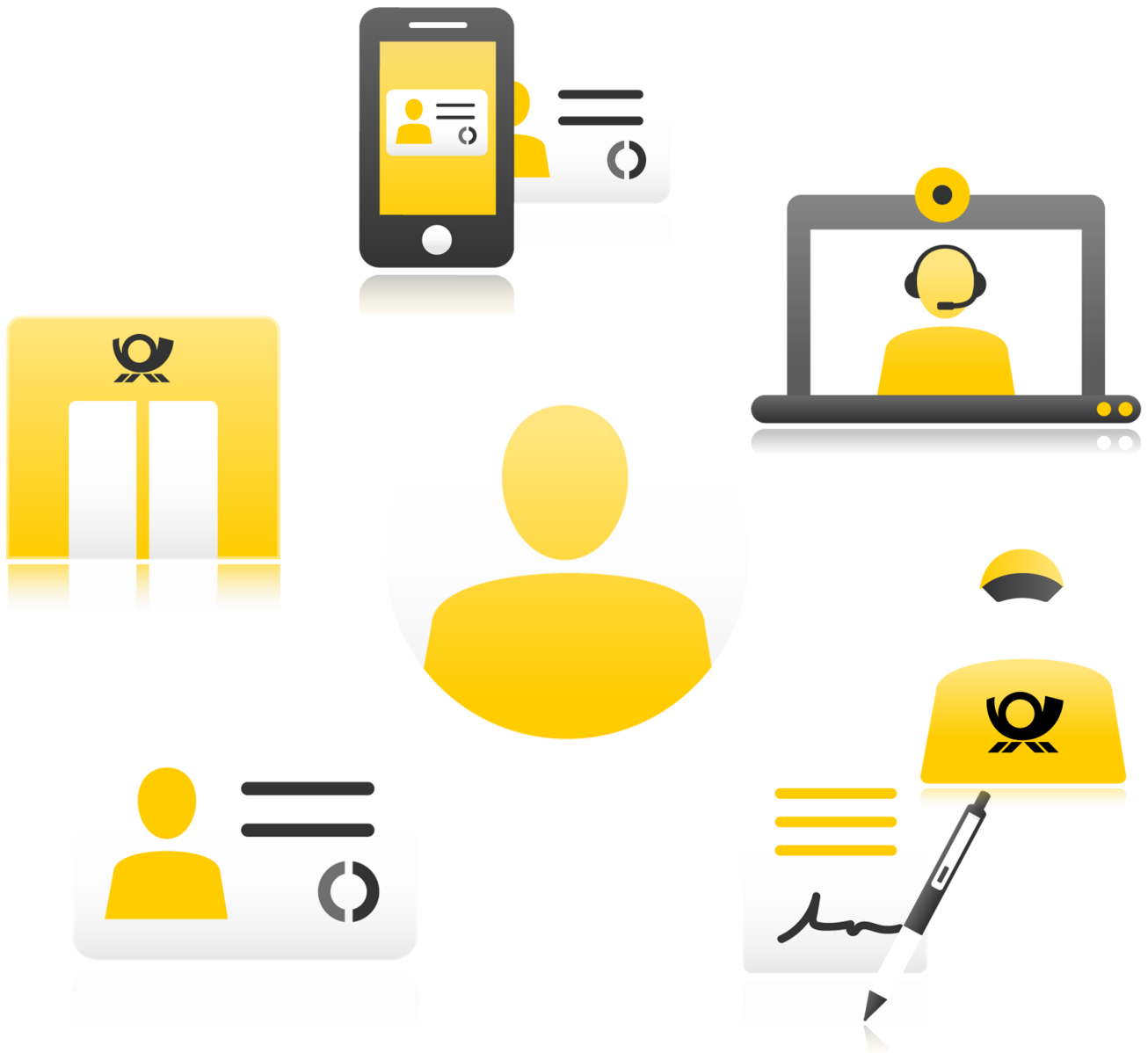




## SCR-Ident API Guide 1 - Start

Standard Connect & Result (SCR) API



# SCR-Ident API Guide 1 - Start

## Contents

- 1 Overview ..... 6**
- 1.1 Definitions..... 6
- 1.2 Preconditions ..... 6
- 1.3 General Flow ..... 6
- 1.4 Identification Classes ..... 7
- 2 Details Start ..... 8**
- 2.1 Protocol ..... 8
- 2.2 Host..... 8
- 2.3 Path..... 8
- 2.4 Authentication ..... 8
- 2.5 Header..... 9
- 2.6 Body..... 9
- 2.6.1 UTF-8 encoded JSON..... 9
- 2.6.2 JSON structure ..... 10
  - OrderData..... 10
  - CustomData..... 11
  - ProcessData..... 11
  - ContactDataProvided ..... 15
  - Address..... 16
  - IdentificationDocumentProvided ..... 16
  - DrivingLicenceProvided ..... 18
- 2.7 Sample Request..... 19
- 2.8 Response..... 20
- 2.9 Errors..... 22
- 2.9.1 Example 1: Badly formatted email field..... 22
- 2.9.2 Example 2: Badly formatted date field ..... 23
- 2.9.3 Example 3: Missing or wrong authorization ..... 23
- 2.9.4 Example 4: Referenceld not unique ..... 23
- 3 Redirect the User to POSTIDENT Portal or App ..... 24**
- 4 Create a New PI Coupon for Post Office ..... 24**
- 4.1 Path..... 24
- 4.2 Authentication ..... 24
- 4.3 Header..... 24
- 4.4 Response..... 25
- 4.5 Errors..... 26

4.5.1	Example: Case not found.....	26
<b>5</b>	<b>Availability Check of POSTIDENT System.....</b>	<b>27</b>
5.1	Path.....	27
5.2	Response.....	27
5.3	Errors.....	28

## Changelog

Date	Changes
28.09.2023	Added note about the confidentiality of the case start URLs
23.06.2023	Added callbackUrlCancelledAndClosed
15.05.2023	Added "Official or Diplomatic Passport" and "eID card for Union citizens and EEA nationals" as document type that can be provided in IdentificationDocumentProvided
21.04.2023	Marked field title in ContactDataProvided as deprecated
10.03.2023	Generalized "POSTIDENT with German national identity card (eID)" to "POSTIDENT with Online ID function (eID)" / added "German electronic residence title" to be explicitly mentioned for eID
25.04.2022	New identification method AutoID added field callbackUrlIncomplete marked as deprecated
12.08.2021	HTTPS is now required for webhook URLs
20.04.2021	eIDAS identification class added Advices in ContactDataProvided, IdentificationDocumentProvided and DrivingLicenceProvided added
12.01.2021	Salutation ignored by POSTIDENT (Rel 6.4), field salutation will be removed (Rel. 6.5)
24.06.2020	Some minor changes
18.02.2020	Field nationality with additional user assigned code-elements XXA, XXB, XXC, XXX
06.08.2019	Description for callback urls for Video changed Example for not unique referenceld updated
01.02.2019	New values 6 - 12 for IdentificationDocumentResult "type" added in the description
29.01.2019	Process description with client and partner added
23.02.2018	Notes on unsupported country codes added
30.11.2017	New paragraph "Requesting a PI Coupon via SCR"
16.10.2017	Document renamed to "SCR-Ident API Guide 1 Start"
04.09.2017	Some minor changes
15.06.2017	Some minor changes
02.06.2017	New identification class TKG added
09.03.2017	<b>General Flow and JSON Structure &gt; ContactDataProvided</b> : Clarified handling of missing <b>ContactDataProvided</b> .
22.12.2016	<b>JSON Structure &gt; Process data</b> : Added dedicated section for callback urls with details on the general behavior.
20.12.2016	<b>JSON Structure &gt; Process data</b> : Added that the "declined" webhook is currently not used for video, but may be in the future.

Date	Changes
📅 19.12.2016	<b>JSON Structure &gt; Process data:</b> Clarified when which callback is fired and added that HTTPS should be used for the webhook URL.
📅 06.12.2016	Description of <b>Identification Classes</b>
📅 14.11.2016	<b>JSON Structure &gt; Process data:</b> Extension of supported platforms of callback urls
📅 27.10.2016	<b>Details Start &gt; Host:</b> Added example use of different clientids

# 1 Overview

The POSTIDENT Standard Connect & Results API (SCR-Ident) lets you start a new identification case.

## 1.1 Definitions

English	German	Description
client	Geschäftskunde, Auftraggeber	Business customer which is the principal for the identification process
clientId	Client ID	Identifier for a client to get access to a POSTIDENT interface or API
user	ZiP, Endkunde	Private customer who intends to be identified
case	Vorgang	Container for an identification process; may contain one or more identifications of a user
identification	Identifikation	Identification attempt using a POSTIDENT identification method
identification method	POSTIDENT Verfahren	Method being used for a POSTIDENT identification (alphabetical order) <ul style="list-style-type: none"> <li>• POSTIDENT in a Post Office (basic)</li> <li>• POSTIDENT via AutoID</li> <li>• POSTIDENT via Photo</li> <li>• POSTIDENT via Videochat (video)</li> <li>• POSTIDENT with Online ID function (eID)</li> </ul>
partner	Partner	Partner may handle the frontend steps of the identification process on behalf of the client

## 1.2 Preconditions

During setup you should have received

- clientId
- username and password for the REST API (required for authentication)
- data password (required to decryption of result data)

## 1.3 General Flow

Start an ident case:

1. Your web portal or mobile app collects personal information from the user in your business process
2. Your server creates a unique referenceld (optional)
3. Your server POSTs data to the POSTIDENT server and in return gets a caseld plus a start URLs for supported platforms (web, iOS, Android)
4. Then you have two options:
  - Immediate start: Your web portal or mobile app redirects the user with one of these URLs to the POSTIDENT web portal or to the POSTIDENT app (may require installation of the POSTIDENT app)
  - Delayed start: Your server sends the user an email with the case ID, the case URL and the expiration date of the case and its URLs

5. The user starts an identification in the POSTIDENT web portal with the start URL or in the POSTIDENT app with the caseld



**Note**

Important fields for the user flow are `firstName` , `lastName` , `email` and `mobilePhone` . They can be provided in `contactDataProvided` (see [below](#)).

If one of the fields `firstName` or `lastName` is empty, all fields will be cleared and a data entry dialogue will be displayed in the POSTIDENT system.

If all these fields are provided (including `email` and `mobilePhone` ) the data entry dialogue will be skipped.

The Postident system allows the client to outsource the video identification frontend process to third parties (partners), e.g. a comparison portal. See SCR-Ident API Guide 2 Result for more details.

## 1.4 Identification Classes

POSTIDENT supports different identification classes. Which class has to be used depends on your business case and the regulatory conditions.

- **GwG (Anti-Money Laundering Act)**  
The business is subject to the Anti-Money Laundering Act.
- **TKG**  
The business is subject to the German telecommunication law.
- **eIDAS (Electronic Identification And Trust Services)**  
The business ist subject to the eIDAS.
- **Standard**  
There are no special legal regulations for the business. Standard data privacy regulations apply.
- **Mobility (Photo)**  
Same as Standard, tailored to car-sharing companies.

The class limits the scope of the result data. Please refer to the result guide for details.

## 2 Details Start

### 2.1 Protocol

HTTPS is used to ensure that all parameters are encrypted.

### 2.2 Host

Environment	URL
integration	on demand
productive	postident.deutschepost.de

### 2.3 Path

Start a new identification process with a POST request using the following URI:

```
/api/scr/{version}/{clientId}/cases
```

The URI contains the following elements:

Element	Description	Example
version	Use „v1“	v1
clientId	<p>Provided by Deutsche Post. Uniquely identifying your access to the API.</p> <p>Different clientids can e.g. be used to choose different identification methods, as these can be - amongst other settings - configured for each clientId individually.</p> <p><b>Format:</b> alphanumeric, uppercase (case sensitive).</p>	1234ABCD

Example:

```
POST /api/scr/v1/1234ABCD/cases
```

### 2.4 Authentication

HTTPS and Basic Auth (RFC 2617) are used for the authentication. Username and password must be transmitted in the HTTP header according to Basic Auth.



## 2.5 Header

Element	Mandatory	Description	Example
Content-Type	Yes	Use "application/json"	application/json
Authorization	Yes	Basic <encoded username and pw>	Basic UONSV1VM0IFqVvk53d1QzUjgodQ==

## 2.6 Body

### 2.6.1 UTF-8 encoded JSON

The content has to be sent as UTF-8 encoded JSON.

#### JSON agreements

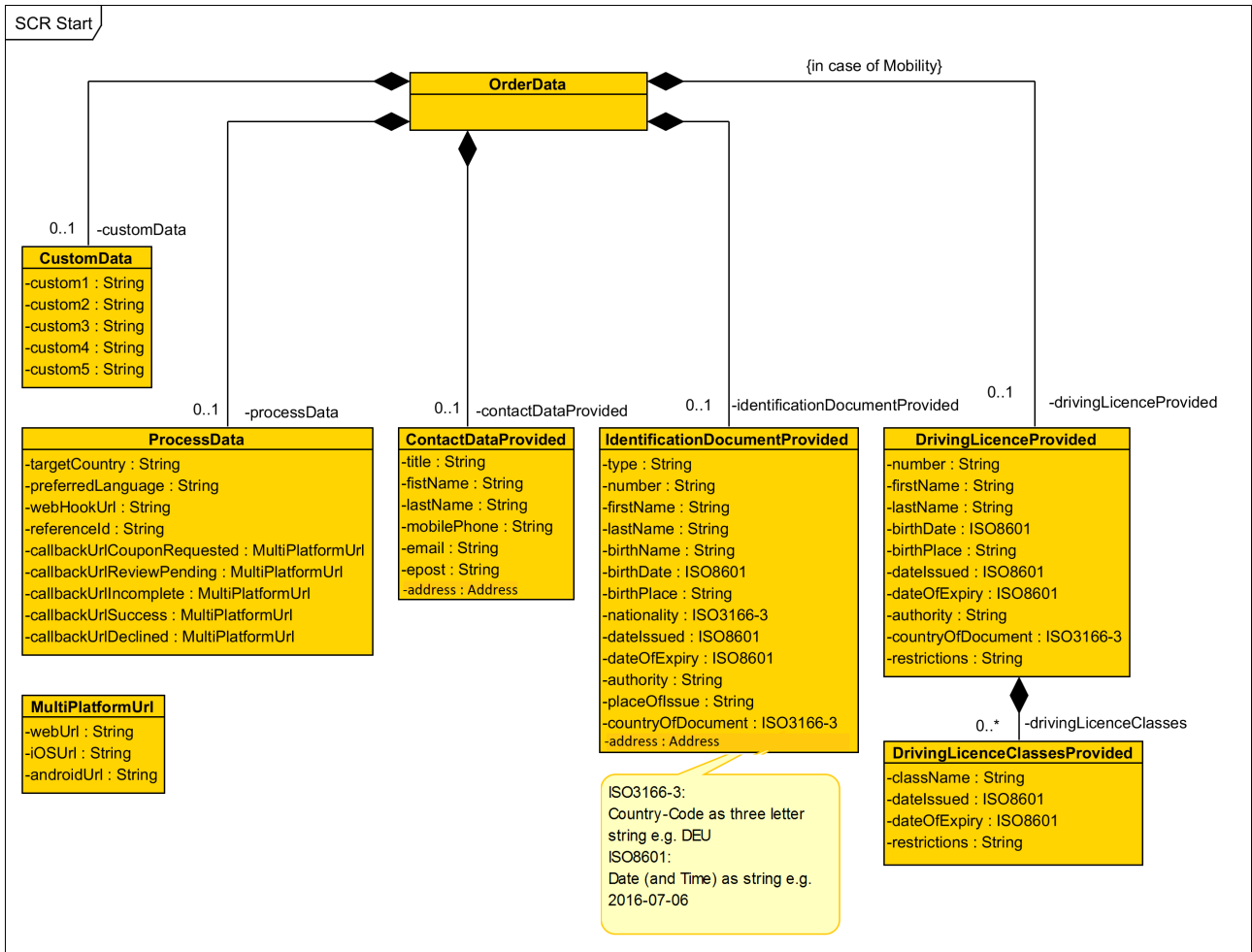
Please adhere to the following rules:

- attribute names: camel case style
- type:
  - primitive types: only double-quoted strings, no numbers
- usage of empty: you have two options
  - Option 1): attribute is left off
  - Option 2): attribute is written with null

If these rules are violated, you will receive a 400 http error (see below).

### 2.6.2 JSON structure

The expected JSON structure:



#### OrderData

Your configuration and initial data to start a case. OrderData consists of five objects:

- **customData** - custom properties, which will be sent back to you, along with the result data
- **processData** - properties, which control the behavior of the ident case, such as callback URLs.
- **contactDataProvided** - contact data of the user, which is already known
- **identificationDocumentProvided** - data in the identification document of the user, which is already known
- **drivingLicenseProvided** (*in case of mobility*) - data in the driving licence document of the user, which is already known

All objects are optional, including OrderData itself. It is possible to create a case without the above data.

## CustomData

Parameter	Mandatory	Max. Length	Description	Example
custom1	no	100	Custom text field in order to pass your own identifiers, labels etc. You will get this information back in the result data.	
custom2	no	100	See custom1	
custom3	no	100	See custom1	
custom4	no	100	See custom1	
custom5	no	100	See custom1	

## ProcessData

Several parameters in the following table contain callback URLs. Please see section Callback URLs below this table for details.

Parameter	Mandatory	Max. Length	Description	Example
targetCountry	no	3	Country from which the identification is requested. ISO 3166-1 ALPHA-3 plus RKS for Kosovo. If not provided, PI application will set the default value DEU.	DEU
preferredLanguage	no	5	Preferred language of the user, e.g. for emails Possible values: <ul style="list-style-type: none"> <li>DE_DE</li> <li>EN_UK</li> </ul> If not provided, PI application will set the default value DE_DE. NOTE: EN_UK is not yet supported by POSTIDENT portal and app	DE_DE
webHookUrl	no	500	URL for push notifications back to your application in case of notifications or preliminary or final results. Only secure HTTPS URLs are supported. See Results API Guide for more details.	<a href="https://democompany.com/api/piwebhook">https://democompany.com/api/piwebhook</a>
webHookUrlPartner	no	500	URL for push notifications back to the application of your partner in case of notifications or preliminary or final results. Only secure HTTPS URLs are supported. See Results API Guide for more details about webhook and partner.	<a href="https://democompany.com/api/piwebhook">https://democompany.com/api/piwebhook</a>

Parameter	Mandatory	Max. Length	Description	Example
referenceld	no	14	<p><b>For method basic:</b></p> <p>Unique id generated by your system to be printed on the PI coupon for an identification in the post office. After the identification in the post office, the referenceld will be used to reassign the result from the post office to the originating case in the PI application. Otherwise a new case with a new caseld will be created and delivered by the PI application. If not provided, the caseld is automatically used as referenceld.</p> <p>If provided, the referenceld must be unique for the scope of the clientId; if not unique, the case cannot be started in the PI application and you receive http error 409.</p> <p>Please note that this field is not supposed to contain any identifiable personal data.</p>	
callbackUrlCouponRequested	no	500	<p>Used by POSTIDENT to display a button for the user back to your application. Provide a URL for each POSTIDENT platform that shall display the redirect button. If not provided, the redirect button will not be displayed.</p> <p><b>For method basic:</b></p> <p>Redirect or callback URL for user after download of PI Coupon.</p> <p><i>Currently supported platforms: web</i></p>	<p>multiPlatformUrl object:</p> <pre>{   "webUrl":   "https://...",   "iosUrl":   "string",   "androidUrl":   "string", }</pre>
callbackUrlReviewPending	no	500	<p>Used by POSTIDENT to display a button for the user back to your application. Provide a URL for each POSTIDENT platform that shall display the redirect button. If not provided, the redirect button will not be displayed.</p> <p><b>For method autoid:</b></p> <p>Callback URL for user in case there is no direct result from the machine and an agent is required.</p> <p><i>Currently supported platforms: iOS, Android</i></p> <p><b>For method photo:</b></p> <p>Redirect or callback URL for user after photos taken and uploaded to be processed by an agent.</p> <p><i>Currently supported platforms: web, iOS, Android</i></p>	multiPlatformUrl object
callbackUrlIncomplete	no	500	<p>DEPRECATED - will be removed in future</p> <p><b>For method video (mobile scenario with client app, not used for web):</b></p> <p>Redirect or callback URL for user after incomplete result. Your app must be able to cope with the incomplete video identification, e.g. offer a re-start of the video method or the start of a new alternative method like POSTIDENT in a post office (basic).</p> <p><i>Currently supported platforms: none</i></p>	multiPlatformUrl object

Parameter	Mandatory	Max. Length	Description	Example
callbackURLCancelledAndClosed	no	500	<p>Used by POSTIDENT to display a button for the user back to your application. Provide a URL for each POSTIDENT platform that shall display the redirect button. If not provided, the redirect button will not be displayed.</p> <p><b>For method autoid:</b></p> <p>Callback URL for user in case identification method autoid is cancelled (e.g. due to repeated cancellations by the user) and no other identification method remains available to the user due to configuration and/or possible cancellations of other identification methods, leading to the closure of the case.</p> <p><i>Currently supported platforms autoid: iOS, Android</i></p>	multiPlatformUrl object
callbackUrlSuccess	no	500	<p>Used by POSTIDENT to display a button for the user back to your application. Provide a URL for each POSTIDENT platform that shall display the redirect button. If not provided, the redirect button will not be displayed.</p> <p><b>For method autoid:</b></p> <ul style="list-style-type: none"> <li>In case of direct result from machine: Callback URL for user after success result.</li> <li>In case of result from agent: The Web URL will be included in the result E-Mail to user. This E-Mail is mandatory.</li> </ul> <p><i>Currently supported platforms: iOS, Android</i></p> <p><b>For method eid:</b></p> <ul style="list-style-type: none"> <li>Direct result from ID card / electronic residence title reading: Redirect or callback URL for user after success result.</li> </ul> <p><i>Currently supported platforms: web, iOS, Android</i></p> <p><b>For method photo:</b></p> <ul style="list-style-type: none"> <li>Result from agent: The Web URL will be included in result E-Mail to user in case PI application is responsible for E-Mail communication. See Result Guide for more details.</li> </ul> <p><i>Currently supported platforms: web, iOS, Android</i></p> <p><b>For method video:</b></p> <ul style="list-style-type: none"> <li>Direct result from videochat: Redirect or callback URL after the videochat between agent and user has ended. Covers both success and declined result. Reason is, that at the end of chat the result is not yet fixed (preliminary result).</li> </ul> <p><i>Currently supported platforms: web, iOS, Android</i></p>	multiPlatformUrl object





Parameter	Mandatory	Max. Length	Description	Example
callbackUrlDeclined	no	500	<p>Used by POSTIDENT to display a button for the user back to your application. Provide a URL for each POSTIDENT platform that shall display the redirect button. If not provided, the redirect button will not be displayed.</p> <p><b>For method autoid:</b></p> <ul style="list-style-type: none"> <li>In case of direct result from machine in app: Callback URL for user after declined result</li> <li>In case of result from agent: The Web URL will be included in the result E-Mail to user. This E-Mail is mandatory.</li> </ul> <p><i>Currently supported platforms: iOS, Android</i></p> <p><b>For method eid:</b></p> <ul style="list-style-type: none"> <li>Direct result from ID card / electronic residence title reading: Callback URL for user after declined result.</li> </ul> <p><i>Currently supported platforms: web, iOS, Android</i></p> <p><b>For method photo:</b></p> <ul style="list-style-type: none"> <li>Result from agent: The Web URL will be included in result E-Mail to user in case PI application is responsible for E-Mail communication. See Result Guide for more details.</li> </ul> <p><i>Currently supported platforms: web, iOS, Android</i></p>	multiPlatformUrl object

## Callback URLs


Depending on the platform, the corresponding URL from the `multiPlatformUrl` object will be used. On mobile platforms, the web URL will be used if the `iOSUrl` resp. `androidUrl` is not set.

## ContactDataProvided

Initial contact data of the user provided by the client (business customer). Some of the parameters are necessary during the identification process to contact the user by email and mobile phone: firstName, lastName, mobilePhone, and email, we recommend to provide this data if available. If not provided, the user will be asked by the POSTIDENT system, before he can proceed with the identification process.

Parameter	Mandatory	Necessary for ident process	Max. Length	Description	Example
title	no		35	DEPRECATED - will be removed in future Title, e.g. "Dr."	Dr.
firstName	no	x	35	Necessary for the identification process.  If not provided, the fields firstName and lastName will be cleared as well, and the user will be asked.	Max
lastName	no	x	35	Necessary for the identification process.  If not provided, the fields firstName and lastName will be cleared as well, and the user will be asked.	Muster
mobilePhone	no	x (only GWG)	20	Country code plus phone number. Blanks are allowed and will be ignored. Necessary for the GWG identification process .  If not provided, the field will be cleared as well, and the user will be asked.	Germany: +49 171123456789 or +49 171 123456789 USA: +1123456789010 or +1 123 456789010
email	no	x	320	Necessary for the identification process.  If not provided, the field will be cleared as well, and the user will be asked.	max.muster@gmail.com
epost	no		320		max.muster@epost.de
address	no		object Address	Address of the user.	

Address

Parameter	Mandatory	Max. Length	Description	Example
streetAddress	no	70		Musterstrasse 11a
appendix	no	55		Hinterhaus
postalCode	no	11		53113
city	no	55		Bonn
country	no	3	ISO-3166 ALPHA-3 plus RKS for Kosovo  If the provided value is not valid, clear the field and try again without a country.	DEU

IdentificationDocumentProvided

Initial data of the identificationDocument provided by the client (business customer). Please only provide this data if it's taken from the identification document.


Parameter	Mandatory	Max. Length	Description	Example
type	no	enum	Possible values: 1 = ID Card (Personalausweis) 2 = Passport (Reisepass) 3 = Residence Title (Aufenthaltstitel) 4 = Temporary ID-Card (vorläufig ausgestellter Personalausweis) 5 = Temporary Passport (vorläufig ausgestellter Reisepass) 6 = 1954 Convention Travel Document (Stateless Person) (Reiseausweis für Staatenlose (Übereinkommen von 1954)) 7 = 1951 Convention Travel Document (Refugee) (Reiseausweis für Flüchtlinge (Übereinkommen von 1951)) 8 = Travel Document For Aliens / Foreigners (Reiseausweis für Ausländer) 9 = Service Passport (Dienstpass) 10 = Diplomatic Passport (Diplomatenpass) 11 = Official Passport (Ministerialpass) 12 = Official or Diplomatic Passport (Ministerial- oder Diplomatenpass) 13 = eID card for Union citizens and EEA nationals (eID-Karte für Unionsbürger und EWR-Staatsangehörige)	1
number	no	20		T22000129
firstName	no	35	All first names as printed on the identification document	Max Walter
lastName	no	35	Exact last name as printed on identification document; may include title like "Dr."	Muster



Parameter	Mandatory	Max. Length	Description	Example
birthName	no	35	Only if differing from last name Do not include prefixes like „geb.“ or „Geborene“	Meier
birthDate	no	10	ISO 8601 format: YYYY-MM-DD	1969-07-31
birthPlace	no	55		Berlin
nationality	no	3	ISO-3166 ALPHA-3 plus <ul style="list-style-type: none"> <li>• RKS for Kosovar</li> <li>• XXA for Stateless</li> <li>• XXB for Refugee (1951 Convention)</li> <li>• XXC for Refugee</li> <li>• XXX for Unspecified</li> </ul> ⚠ If the provided value is not valid, clear the field and try again without a nationality.	DEU
address	no	object Address	Address of the user as printed on the identification document	
dateIssued	no	10	ISO 8601 format: YYYY-MM-DD	2010-05-20
dateOfExpiry	no	10	ISO 8601 format: YYYY-MM-DD	2020-05-19
authority	no	100		Stadt Berlin
placeOfIssue	no	55	Field in German passport only	
countryOfDocument	no	3	ISO-3166 ALPHA-3 plus RKS for Kosovo ⚠ If the provided value is not valid, clear the field and try again without a countryOfDocument.	DEU

## DrivingLicenceProvided

Initial data of the driving licence provided by the client (business customer). Please only provide this data if it's taken from the driving licence.

Parameter	Mandatory	Max. Length	Description	Example
number	no	20		A 12345678
firstName	no	35	All given names	Max
lastName	no	35		Muster
birthDate	no	10	ISO 8601 format: YYYY-MM-DD	1969-07-31
birthPlace	no	55		Berlin
drivingLicenceClasses (array of objects) <ul style="list-style-type: none"> <li>• className</li> <li>• dateIssued</li> <li>• dateOfExpiry</li> <li>• restrictions</li> </ul>	no	array <ul style="list-style-type: none"> <li>• 10</li> <li>• 10</li> <li>• 10</li> <li>• 35</li> </ul>		A, 1.1.2010, 31.12.2018 B, 1.1.2012, 31.12.2020
restrictions	no	35		
dateIssued	no	10	ISO 8601 format: YYYY-MM-DD	2011-05-30
dateOfExpiry	no	10	ISO 8601 format: YYYY-MM-DD	2033-01-19
authority	no	100		Stadt Bonn
countryOfDocument	no	3	ISO-3166 ALPHA-3 plus RKS for Kosovo  If the provided value is not valid, clear the field and try again without a countryOfDocument.	DEU

## 2.7 Sample Request

```

POST <host>/api/scr/v1/1234ABCD/cases

header
Content-Type: application/json
Authorization: Basic <encoded username and pw>
Accept: application/json

{
  "customData": {
    "custom1": "REF_101485489",
    "custom2": "Kampagne A357"
  },
  "processData": {
    "targetCountry": "DEU",
    "preferredLanguage": "DE_DE",
    "webHookUrl": "https://musterbank.eu/api/pi/webhooklistener",
    "referenceId": "YR9W91GEZK24",
    "callbackUrlCouponRequested": {
      "webUrl": "https://musterbank.eu/picallback/coupondownloaded.html"
    },
    "callbackUrlReviewPending": {
      "webUrl": "https://musterbank.eu/picallback/reviewpending.html"
    },
    "callbackUrlSuccess": {
      "webUrl": "https://musterbank.eu/picallback/success.html"
    },
    "callbackUrlDeclined": {
      "webUrl": "https://musterbank.eu/picallback/declined.html"
    }
  },
  "contactDataProvided": {
    "firstName": "Erika",
    "lastName": "Mustermann",
    "address": {
      "city": "Köln",
      "streetAddress": "Heidestr. 17",
      "postalCode": "51147",
      "country": "DEU"
    }
  },
  "identificationDocumentProvided": {
    "birthName": "Gabler",
    "nationality": "DEU",
    "firstName": "Erika",
    "lastName": "Mustermann",
    "placeOfIssue": "",
    "countryOfDocument": "DEU",
    "birthDate": "1964-08-12",
    "birthPlace": "Berlin",
    "dateIssued": "2010-11-01",
    "dateOfExpiry": "2020-10-31",
    "address": {
      "city": "Köln",
      "streetAddress": "Heidestr. 17",

```

```

        "postalCode": "51147",
        "country": "DEU"
    },
    "type": "1",
    "authority": "Stadt Köln",
    "number": "T01012148"
}
}
...


```

## 2.8 Response

HTTP status codes in the response for success:

Http Status Code	Message	Possible Cause
201	Created	The case was successfully created

You will also get application/JSON containing the following information:

Parameter	Description	Example
caseId	Unique id of the POSTIDENT system for a case, while case is in POSTIDENT system. May be reused after case is deleted in POSTIDENT system.	123456789ABC
validUntil	Date and time until which caseId and start/restart URLs will expire; after that the case cannot be started or restarted by the user  ISO 8601 format, accuracy in seconds, the offset to Zulu time ±hh:mm at the end	2016-04-28T23:59:59+01:00
webStart (object): <ul style="list-style-type: none"> <li>caseURL</li> </ul>	Start/restart information for web <ul style="list-style-type: none"> <li>Url to start or restart the case in a web browser. Use this url to redirect the browser of the user or send him an email with this URL. If you send an email, do not forget to inform the user on the expiration date of the URL</li> </ul> <p> This URL is personalized for the user to be identified, please treat as confidential and share only with the respective user.</p>	<a href="https://postident.deutschepost.de/user/start/?caseId=123456789ABC">https://postident.deutschepost.de/user/start/?caseId=123456789ABC</a>

Parameter	Description	Example
iosStart (object) <ul style="list-style-type: none"> <li>packageName</li> <li>caseUrlScheme</li> </ul>	Start/restart information for iOS <ul style="list-style-type: none"> <li>Information to check, whether the POSTIDENT app is installed or not in order to trigger the installation process. Supported value:               <ul style="list-style-type: none"> <li>Production: de.deutschepost.postident</li> </ul> </li> <li>Information to open POSTIDENT app in case it is already installed and transmit the caseId</li> </ul> <p>⚠ This URL is personalized for the user to be identified, please treat as confidential and share only with the respective user.</p>	<ul style="list-style-type: none"> <li>packageName: de.deutschepost.postident</li> <li>caseUrlScheme: <a href="https://postident.deutschepost.de/user/start/?caseId=123456789ABC">postident://cases/{caseId}</a></li> </ul>
androidStart (object) <ul style="list-style-type: none"> <li>caseUrlScheme</li> <li>packageName</li> </ul>	Start/restart information for Android See iosConfig <p>⚠ This URL is personalized for the user to be identified, please treat as confidential and share only with the respective user.</p>	<ul style="list-style-type: none"> <li>packageName: de.deutschepost.postident</li> <li>caseUrlScheme: <a href="https://postident.deutschepost.de/user/start/?caseId=123456789ABC">postident://cases/{caseId}</a></li> </ul>

Response example:

```
{
  "caseId": "123456789ABC",
  "validUntil": "2016-11-02T14:23:04+01:00",
  "webStart": {
    "caseURL": "https://postident.deutschepost.de/user/start/?caseId=123456789ABC"
  },
  "iosStart": {
    "caseUrlScheme": "postident://cases/123456789ABC",
    "packageName": "de.deutschepost.postident"
  },
  "androidStart": {
    "caseUrlScheme": "postident://cases/123456789ABC",
    "packageName": "de.deutschepost.postident"
  }
}
```

## 2.9 Errors

HTTP status codes in the response for error situations:

Http Status Code	Message	Possible Cause
400	Bad request	Invalid order data, e.g. - JSON agreement violated - Mandatory field missing - Field wrongly formatted - Field value too long See the „key“ field of the error json to see which field is wrong
401	Unauthorized	Wrong or missing authorization key, e.g. - Wrong or missing username or password - Clientid not found or not configured for usage of Standard Connect API
409	Conflict: Reference ID not unique	Value of field referenceld is leading to a case, which already exists. A POST with an existing referenceld is not possible

The Response body will contain additional information regarding the error. See below some examples.

### 2.9.1 Example 1: Badly formatted email field

```

HTTP status code: 400
{
  "apiVersion": "v1",
  "error": {
    "code": 400,
    "message": "Bad Request"
    "errors": [{
      "reason": "incorrect value",
      "errorcode": "90005",
      "key": "contactDataProvided.email",
      "message": "The provided value is not valid."
    }]
  }
}
    
```

## 2.9.2 Example 2: Badly formatted date field

```

HTTP status code: 400
{
  "apiVersion": "v1",
  "error": {
    "code": 400,
    "message": "Bad Request"
    "errors": [{
      "reason": "wrong date format",
      "errorCode": "90001",
      "key": "identificationDocumentProvided.dateIssued",
      "message": "Date field format must be YYYY-MM-DD."
    }]
  }
}

```

## 2.9.3 Example 3: Missing or wrong authorization

```

HTTP status code: 401
{
  "apiversion": "v1",
  "errors": [
    {
      "errorCode": "90114",
      "reason": "unauthorized",
      "key": "Authorization",
      "message": "Authorization failed."
    }
  ]
}

```

## 2.9.4 Example 4: ReferenceId not unique

```

{
  "apiversion": "v1",
  "errors": [
    {
      "errorCode": "90016",
      "reason": "referenceId not unique",
      "key": "orderData.processData.referenceId",
      "message": "Case with CaseId YR9W91GEZK24 already uses ReferenceId."
    }
  ],
  "caseId": "YR9W91GEZK24"
}

```


### 3 Redirect the User to POSTIDENT Portal or App

The response object contains the new case ID, start URLs for different platforms, and the expiration date of the case and its URLs. Use this information to redirect the user to the POSTIDENT portal or app. You have the following options:

- Immediate start: Your web portal or mobile app redirects the user directly (may require installation of the POSTIDENT app).
- Delayed start: Your server sends an email to the user containing case ID, case URL and expiration date of case and URL.

### 4 Create a New PI Coupon for Post Office

It is possible to create new PI coupons for an existing case. PI coupons are used by the user for his or her identification in post office. The resource is preliminary and not yet included in the standard API. It must be activated by business customer support and is disabled by default. It only supports HTTP post method and should be performed without a body.

 The resource can deliver a PI coupon file as printable file (PDF).

Requirements:

- case in status new or in progress
- basic identification does not exist yet or is in a suitable status ('started', 'coupon requested', 'incomplete')
- max. limit of PI coupons for case not reached

A basic identification will be created if necessary. Afterwards, the basic identification will be in status 'coupon requested'.

#### 4.1 Path

Create a new PI coupon for an existing case using the following URI:

POST /api/scr/{version}/{clientId}/cases/{caseId}/piCouponByFile

Example:

POST /api/scr/v1/1234ABCD/cases/YR9W91GEZK24/piCouponByFile

#### 4.2 Authentication

HTTPS and Basic Auth (RFC 2617) are used for the authentication. Username and password must be transmitted in the HTTP header according to Basic Auth.

#### 4.3 Header

Element	Mandatory	Description	Example
Content-Type	Yes	Use "application/json"	application/json
Authorization	Yes	Basic <encoded username and pw>	Basic U0NSV1VM0IFqVk53d1QzUjgodQ==



## 4.4 Response

HTTP status codes in the response for success:

Http Status Code	Message	Possible Cause
201	Created	The pi coupon was successfully created

You also get application/JSON containing the following information:

Parameter	Type	Description	Example
couponId	string	Unique ID of the PI coupon.	33
caselId	string	Case ID to which PI coupon belongs; printed on printable PI coupons.	12345678ABCD
validUntil	string	Date and time until which case ID will expire. ISO 8601 format, accuracy in seconds, offset to Zulu time at the end.	2016-01-28T23:59:59+01:00
referencelId	string	Reference ID to which PI coupon belongs; printed on printable PI coupons	70UE778ER8GH
accountingNumber	string	Accounting number to which PI coupon belongs; printed on printable PI coupons.	87122222143703
couponFileType	string	Type of pi coupon file. Valid values are: <ul style="list-style-type: none"> <li>printable (human readable PDF file; includes data matrix code for scanning in post office; ready to use for user and post office)</li> </ul> The type has to be configured in your client account.	printable
contentType	string	Mime type of PI coupon file.	application/pdf
fileName	string	Name of PI coupon file. Format: <caselId>_pi-coupon_<coupon file type>.<file extension>	12345678ABCD_pi-coupon_printable.pdf
fileSize	integer	File size in bytes.	7007
documentData	string	Base64 coded binary data of document.	JVBERiOxLjQKJeLjz9MK...

Response Example:

```
{
  "couponId": "33",
  "caseId": "12345678ABCD",
  "validUntil": "2017-12-05T12:38:38+01:00",
  "referenceId": "70UE778ER8GH",
  "accountingNumber": "87122222143703",
  "couponFileType": "dmc_v2",
  "mimeType": "application/pdf",
  "fileName": "12345678ABCD_pi-coupon_printable.pdf",
  "fileSize": 7007,
  "documentData": "JVBERi0xLjQKJeLjz9MKMS...."
}
```

## 4.5 Errors

The following table describes HTTP status codes in the response for error situations. In case of HTTP status code 401 and 409 there will be additional information delivered.

Http Status Code	Message	Possible Cause
401	Unauthorized	Wrong or missing authorization key (errorcode 90114), e.g. - wrong or missing username or password - clientid not found or not configured for usage of Standard Connect API - resource is not activated for clientid (errorcode 90124)
404	Not found	Case with caseId not found
409	Conflict	Basic identification in wrong status (errorcode 90307) or maximum number of possible PI coupons exceeded (errorcode 90308)
410	Gone Closed case	Updating a closed case is not possible

### 4.5.1 Example: Case not found

```
HTTP status code: 404
{
  "apiversion": "v1",
  "errors": [
    {
      "errorcode": "90011",
      "key": "not found",
      "message": "Case not found."
    }
  ]
}
```

## 5 Availability Check of POSTIDENT System

SCR provides a particular 'alive' resource to check the availability of the POSTIDENT system. Protocol, security and header for the alive resource are the same as above. The alive resource can be accessed under the same authentication, which is used for the SCR service, or with a dedicated alive service account. The dedicated account can only access the alive resource. Access to case data is denied, so it can be used by monitoring systems that run in another environment.

### 5.1 Path

Check the current availability of the POSTIDENT system by using the following URI:

```
/api/scr/{version}/{clientId}/alive
```

The URI contains the following elements:

Element	Description	Example
version	Use „v1“	v1
clientid	Provided by Deutsche Post. Uniquely identifying your access to the API. Format: alphanumeric, uppercase (case sensitive).	1234ABCD

Example:

```
GET /api/scr/v1/1234ABCD/alive
```

### 5.2 Response

If available, SCR will respond with the following JSON object:

```
{
  "status": "OK"
}
```

The JSON object contains only one field:

Parameter	Mandatory	Max. Length	Description	Example
status	no	3	Delivers the result of the alive check. Two values are possible: <ul style="list-style-type: none"> <li>OK</li> <li>NOK</li> </ul>	OK

There are three scenarios which are possible in this context:

1. The system is available and running fine

2. The first stage is running fine, but at least one component of the system is not available
3. The whole system is not available

SCR alive service will response differently in all above mentioned cases:

1. The system delivers an "OK"
2. The system delivers a "NOK"
3. The system delivers a HTTP error



**Note**

Please do not call this service more than 2 times per minute.

## 5.3 Errors

Http Status Code	Message	Possible Cause
401	Unauthorized	Wrong or missing authorization key, e.g. - Wrong or missing username or password - clientId not found or not configured for usage of Standard Connect API
500	Internal server error	If the system has an internal issue, status code 500 will be delivered together with an error message.